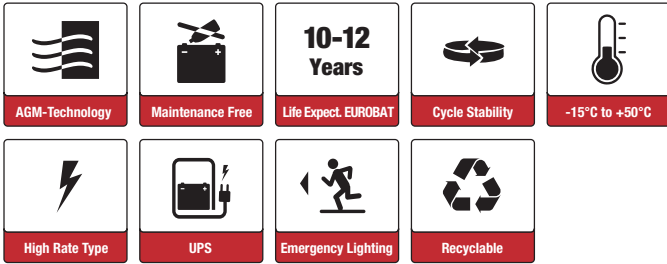




SBL41-12HR (12V1022W)



Applications

- Uninterruptable Power Supply (UPS)
- Electric Power System (EPS)
- Emergency backup power supply
- Emergency light
- Railway signal
- Alarm and security system
- Communication power supply
- DC power supply

Certificates



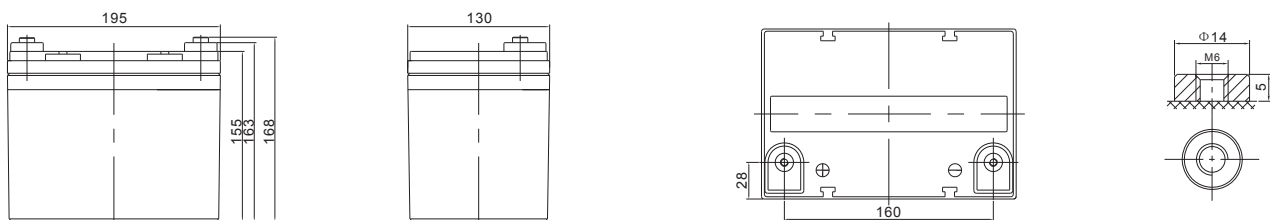
Specifications

Nominal Voltage	12V	Operating Temp. Range	Discharge: -20~50°C
Nominal Capacity	33.3 Ah (C ₁₀ , 9.6V)		Charge: -10~50°C
Approx. Weight	10.2kg		Storage: -20~50°C
Terminal	M6	Cycle Use	Initial Charging Current less than 9.9A.
Container Material	ABS UL94 HB		Voltage 14.7V ±0.1V
Nominal Power	5 min 1377.0W		Temperature Coefficient -30mV/°C.
	10 min 1022.4W	Standby Use	No limit on Initial Charging Current.
	15 min 790.8W		Voltage 13.7 V ±0.1 V
Nominal Power	5 min 229.50W		Temperature Coefficient -20mV/°C.
	10 min 170.4W	Capacity affected by Temp.	40°C 103%
	15 min 131.8W		25°C 100%
Max. Discharge Current	330A (5s)		0°C 86%
Internal Resistance / Impedance (1kHz)	Approx. 9mΩ	Self Discharge	SSB batteries may be stored for up to 6 months at 20°C and then a freshening charge is required. For higher temperatures the time interval will be shorter.
Nominal Oper. Temp. R.	20±3°C	Life Expectancy	10-12 years according to EUROBAT

Dimensions

■ M6 Terminal

Unit: mm | Dimensions: 195 Length X 130 Width X 155 Height (168 Height incl. Terminal)



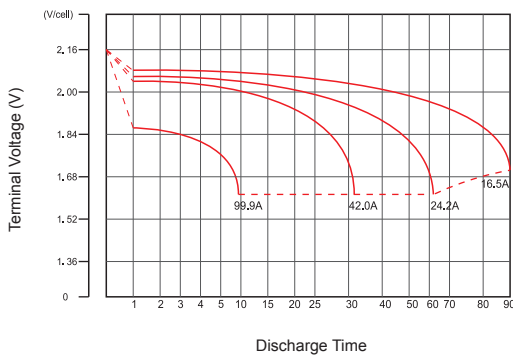
Constant Current Discharge (Amperes) at 20°C

F.V/Time	5min	8min	10min	15min	20min	30min	60min	90min	3h	5h	8h	10h
9.6V	124.9	103.4	90.6	69.1	56.3	41.5	24.0	17.2	8.79	7.69	4.03	3.33
10.0V	113.3	94.8	83.7	64.5	52.9	39.3	22.9	16.5	8.68	5.96	3.99	3.30
10.2V	108.5	91.1	80.7	62.5	51.4	38.3	22.4	16.2	8.52	5.87	3.93	3.25
10.5V	100.2	84.9	75.7	59.1	48.9	36.7	21.7	15.7	8.32	5.74	3.86	3.20
10.8V	91.8	78.6	70.6	55.9	46.6	35.1	20.9	15.2	8.04	5.58	3.77	3.12
11.1V	78.8	67.0	59.8	48.1	40.4	31.1	18.9	13.8	7.69	5.37	3.64	3.02

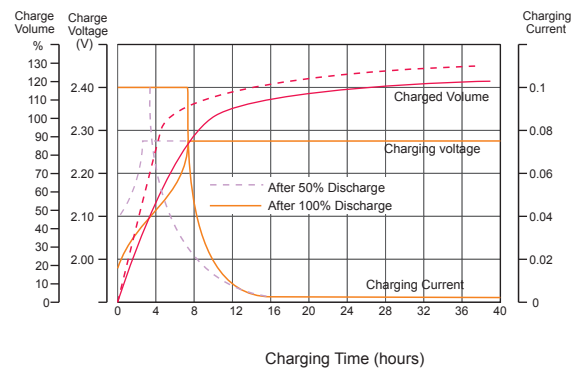
Constant Power Discharge (Watts/block) at 20°C

F.V/Time	5min	8min	10min	15min	20min	30min	60min	90min	3h	5h	8h	10h
9.6V	1377.0	1155.6	1022.4	790.8	649.2	483.6	270.6	195.6	102.29	70.78	47.92	39.82
10.0V	1281.6	1084.2	964.8	750.0	619.2	463.8	260.4	189.0	101.55	70.33	47.92	39.53
10.2V	1239.6	1051.2	937.8	732.6	606	454.2	256.2	186.6	99.98	69.38	47.00	39.05
10.5V	1163.4	993.6	891.0	700.8	582	439.2	249.0	181.2	97.97	68.16	46.23	38.42
10.8V	1082.4	932.4	841.2	669.6	559.8	424.2	241.8	176.4	95.14	66.46	45.19	37.57
11.1V	943.2	805.8	722.4	582.0	490.8	378.0	219.6	162.6	91.35	64.12	43.78	36.45

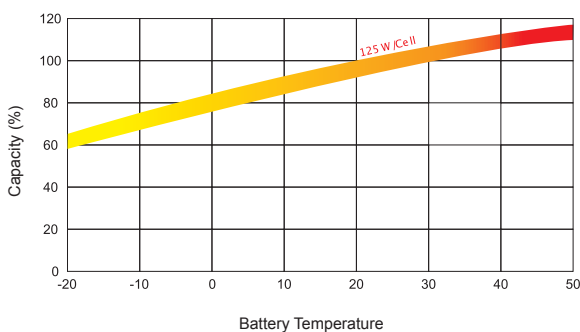
Discharge Characteristics



Float Charging Characteristics



Temperature Effects in Relation to Battery Capacity



Effect of Temperature on Long Term Float Life

