



# SBL270-12HR (12V7206W)



## Applications

- Uninterruptable Power Supply (UPS)
- Electric Power System (EPS)
- Emergency backup power supply
- Emergency light
- Railway signal
- Alarm and security system
- Communication power supply
- DC power supply



## Certificates



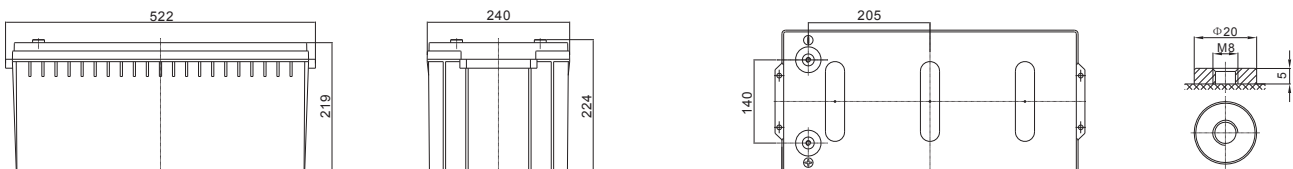
## Specifications

<b>Nominal Voltage</b>	12V	<b>Operating Temp. Range</b>	Discharge: -20~50°C
<b>Nominal Capacity</b>	241.9Ah (C <sub>10</sub> , 9.6V)		Charge: -10~50°C
<b>Approx. Weight</b>	72kg		Storage: -20~50°C
<b>Terminal</b>	M8	<b>Cycle Use</b>	Initial Charging Current less than 72A.
<b>Container Material</b>	ABS UL94 HB		Voltage 14.7V +0.1V at 20°C.
<b>Nominal Power</b>	5 min 8592.0W		Temperature Coefficient -30mV/°C.
	10 min 7206.0W	<b>Standby Use</b>	No limit on Initial Charging Current.
	15 min 6378.0W		Voltage 13.7V +0.1V at 20°C.
<b>Nominal Power</b>	5 min 1432W		Temperature Coefficient -20mV/°C.
	10 min 1063W	<b>Capacity affected by Temp.</b>	40°C 103%
	15 min 822.1W		25°C 100%
<b>Max. Discharge Current</b>	2400A (5s)		0°C 86%
<b>Internal Resistance / Impedance (1kHz)</b>	Approx. 2.6mΩ	<b>Self Discharge</b>	SSB batteries may be stored for up to 6 months at 20°C and then a freshening charge is required. For higher temperatures the time interval will be shorter.
<b>Nominal Oper. Temp. R.</b>	20±3°C	<b>Life Expectancy</b>	10-12 years according to EUROBAT

## Dimensions

### ■ M8 Terminal

Unit: mm | Dimensions: 522 Length X 240 Width X 219 Height (224 Height incl. Terminal)



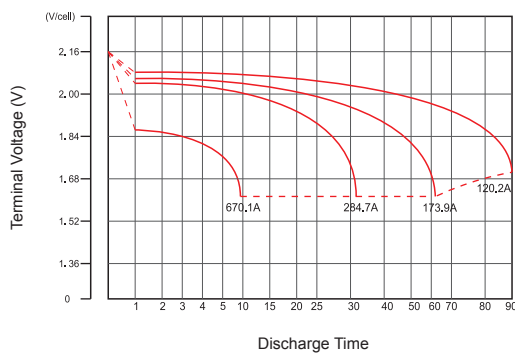
### Constant Current Discharge (Amperes) at 20°C

F.V/Time	5min	8min	10min	15min	20min	30min	60min	90min	3h	5h	8h	10h
9.6V	779.4	645.2	565.3	431.3	351.2	258.9	149.8	107.5	63.96	43.85	29.30	24.19
10.0V	707.2	591.6	522.5	402.2	330.1	244.9	142.9	103.1	63.11	43.35	29.01	23.96
10.2V	677.2	568.7	503.7	390.0	320.8	239.0	140.1	101.1	61.98	42.67	28.61	23.66
10.5V	625.2	529.7	472.2	368.9	304.8	228.9	135.2	98.0	60.47	41.78	28.09	23.25
10.8V	572.8	490.6	440.7	349.1	290.5	219.2	130.3	94.8	58.50	40.59	27.39	22.71
11.1V	491.7	417.9	373.4	300.2	252.1	193.9	117.7	86.4	55.91	39.04	26.48	21.20

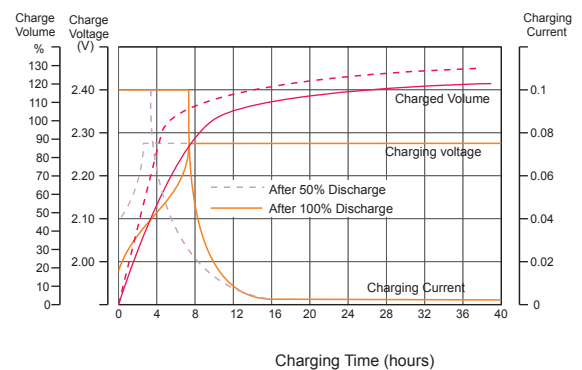
### Constant Power Discharge (Watts/block) at 20°C

F.V/Time	5min	8min	10min	15min	20min	30min	60min	90min	3h	5h	8h	10h
9.6V	8592.0	7206.0	6378.0	4932.6	4050.0	3018.0	1687.8	1221.0	743.96	514.80	348.51	289.62
10.0V	7998.0	6762.0	6018.0	4680.0	3865.2	2893.8	1624.8	1180.2	738.56	511.48	346.07	287.47
10.2V	7734.0	6558.0	5852.4	4570.8	3781.8	2835.6	1597.8	1163.4	727.12	504.56	341.82	283.99
10.5V	7260.0	6198.0	5559.0	4373.4	3630.0	2742.0	1554.0	1132.2	712.52	495.66	336.18	279.44
10.8V	6756.0	5819.4	5249.4	4179.0	3493.2	2646.0	1507.8	1101.6	691.92	483.30	328.63	273.27
11.1V	5884.8	5026.2	4506.6	3632.4	3060.6	2360.4	1371.6	1012.8	664.34	466.33	318.37	265.10

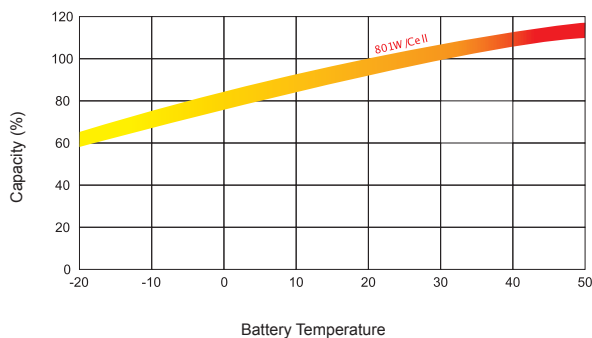
### Discharge Characteristics



### Float Charging Characteristics



### Temperature Effects in Relation to Battery Capacity



### Effect of Temperature on Long Term Float Life

