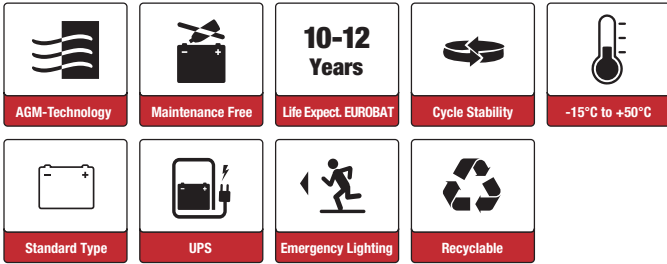




SBL26-12i (12V26Ah)



Applications

- Uninterruptable Power Supply (UPS)
- Electric Power System (EPS)
- Emergency backup power supply
- Emergency light
- Railway signal
- Alarm and security system
- Communication power supply
- DC power supply



Certificates

ISO 9001 Conform to IEC60896-21&22

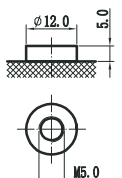
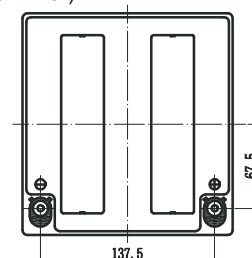
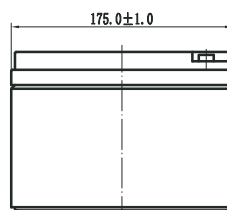
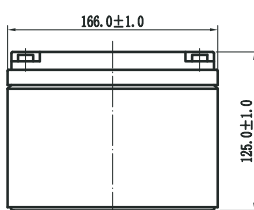
Specifications

Nominal Voltage	12V	Operating Temp. Range	Discharge: -20~50°C
Nominal Capacity	26Ah (C ₂₀ , 10.8V)		Charge: -10~50°C
Approx. Weight	8.1kg		Storage: -20~50°C
Terminal	M5	Cycle Use	Initial Charging Current less than 9.6A.
Container Material	ABS UL94 HB		Voltage 14.55V +1% at 20°C.
Rated Capacity (20°C)	26.0Ah/1.30A, 20hr, 10.8V		Temperature Coefficient -30mV/°C.
	24.4Ah/2.44A, 10hr, 10.8V	Standby Use	No limit on Initial Charging Current.
	23.52Ah/2.94A, 8hr, 10.5V		Voltage 13.65V +1% at 20°C.
	21.85Ah/4.37A, 5hr, 10.5V		Temperature Coefficient -20mV/°C.
	19.14Ah/6.38A, 3hr, 10.5V	Capacity affected by Temp.	40°C 103%
	16.0Ah/16.0A, 1hr, 9.6V		25°C 100%
Max. Discharge Current	300A (5s)		0°C 86%
Internal Resistance / Impedance (1kHz)	Approx. 12mΩ	Self Discharge	SSB batteries may be stored for up to 6 months at 20°C and then a freshening charge is required. For higher temperatures the time interval will be shorter.
Nominal Oper. Temp. R.	20±3°C	Life Expectancy	10-12 years according to EUROBAT

Dimensions

■ M5 Terminal

Unit: mm | Dimensions: 166 Length X 175 Width X 125 Height (125 Height incl. Terminal)



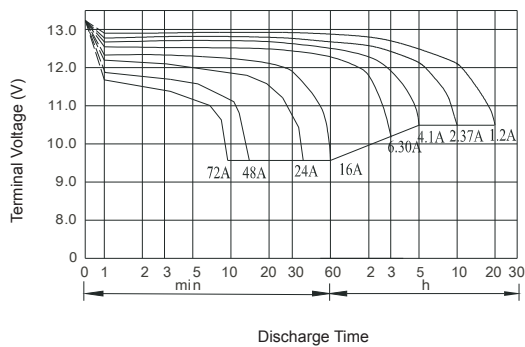
Constant Current Discharge (Amperes) at 20°C

F.V/Time	5min	10min	15min	20min	30min	45min	1h	2h	3h	4h	5h	6h	8h	10h	20h
1.85V/cell	69.9	51.1	38.8	33.1	24.8	18.2	14.5	8.56	6.18	4.92	4.25	3.64	2.87	2.40	1.27
1.80V/cell	75.1	54.2	40.7	34.4	25.6	18.7	14.8	8.72	6.28	5.00	4.31	3.70	2.91	2.44	1.30
1.75V/cell	79.2	56.3	42.0	35.3	26.2	19.1	15.1	8.88	6.38	5.06	4.37	3.74	2.94	2.46	1.31
1.70V/cell	82.9	58.6	43.4	36.4	26.9	19.5	15.4	9.01	6.47	5.13	4.43	3.78	2.97	2.48	1.32
1.65V/cell	85.8	60.3	44.5	37.1	27.4	19.8	15.6	9.11	6.54	5.18	4.46	3.82	2.99	2.50	1.33
1.60V/cell	91.0	62.8	46.0	38.2	28.1	20.3	16.0	9.29	6.66	5.27	4.54	3.87	3.04	2.53	1.34

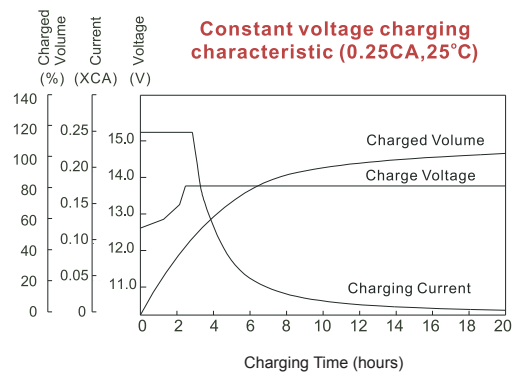
Constant Power Discharge (Watts/cell) at 20°C

F.V/Time	5min	10min	15min	20min	30min	45min	1h	2h	3h	4h	5h	6h	8h	10h	20h
1.85V/cell	132.2	97.3	74.2	63.7	47.9	35.2	28.2	16.8	12.1	9.70	8.39	7.20	5.68	4.77	2.54
1.80V/cell	140.8	102.4	77.4	65.9	49.2	36.1	28.8	17.0	12.3	9.82	8.50	7.30	5.76	4.84	2.57
1.75V/cell	146.7	105.7	79.5	67.3	50.3	36.7	29.2	17.3	12.5	9.94	8.60	7.38	5.82	4.88	2.60
1.70V/cell	152.1	109.2	81.7	68.9	51.3	37.4	29.7	17.5	12.6	10.1	8.70	7.45	5.87	4.93	2.62
1.65V/cell	156.1	111.7	83.4	70.2	52.1	37.9	30.1	17.7	12.8	10.1	8.76	7.52	5.92	4.96	2.64
1.60V/cell	162.4	114.9	85.7	71.9	53.2	38.6	30.6	18.0	13.0	10.3	8.88	7.61	5.99	5.02	2.67

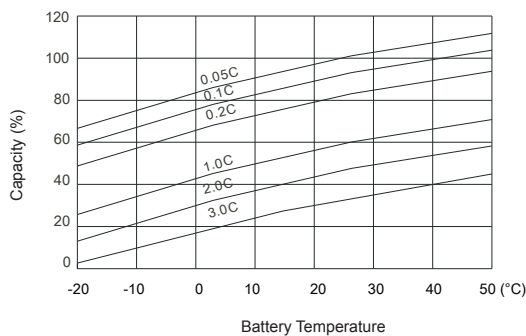
Discharge Characteristics



Float Charging Characteristics



Temperature Effects in Relation to Battery Capacity



Effect of Temperature on Long Term Float Life

